

# *Rohnson*

## **BLDC Hair Dryer R-684**

### **Instructions Manual**



# Safety Precautions

To reduce the risk of malfunction, electric shock injury, fire death, and equipment or property damage, please be sure to observe the following safety precautions.

## Warning table

The following signs are used to analyze and describe the danger, injury and property damage caused by ignoring the sign description and improper use.



**Warning** Indicates a potential hazard that could cause serious injury or death.



**Notice** Indicates a danger that may cause minor injuries or property damage.

The following signs are used to classify and describe the types of instructions that need to be followed.



This sign is used to remind users of prohibited steps.



This symbol is used to remind users to pay attention to the operating steps that must be followed in order to operate this product safely.

The illustrations in the safety precautions may differ from the actual product.



### **Warning**



**Do not use when the power cord or plug is damaged or hot.**

-Otherwise, it may cause burns, electric shock, or fire due to short circuit



**Do not use when the power plug inserted into the socket is loose.**

-Otherwise, it may cause burns, electric shock, or fire due to short circuit.



**Do not damage or modify, or forcefully bend, pull, or twist the power cord. In addition, do not place heavy objects or squeeze the power cord.**

-Otherwise, it may cause burns, electric shock, or fire due to short circuit.



**Do not use it with the power cord bundled.**

-Otherwise, it may cause electric shock or fire.



**Do not stay away when the power is turned on.**

-Otherwise, it may cause a fire.



**Do not connect the power plug to or unplug from the household power socket when your hands are wet.**

-Otherwise, it may cause electric shock and injury.



**Do not use with wet hands.**

-Otherwise, it may cause electric shock or fire.



**Do not use near liquefied petroleum gas or other flammable products (such as volatile agents, paints thinners, sprays, etc.).**

-Otherwise, it may cause explosion or fire.



**Do not block or insert foreign objects such as hairpins into the air outlet, air inlet, and ion-poor emitter.**

-Otherwise, it may cause burns, electric shock or fire.



**Do not place or store near the bathroom, sink, water or other places filled with liquids and high humidity.**

-Otherwise, it may cause explosion or disaster.



**Do not wrap the power cord around the body and handle during storage.**

-Otherwise, the power cord may be disconnected, burns, electric shocks, or short-circuits may result.



**Do not store it within the reach of children and infants.**



**Do not let children and infants play.**

-Otherwise, it may cause burns, electric shocks and injuries.



**Do not repair, disassemble or modify the hair dryer yourself.**

-Otherwise, it may cause injury due to fire or abnormal movement. When repairs are needed, please contact the customer service center.



**Do not soak the hair dryer in water.**

**Do not use this hair dryer in the bath or shower.**

**Do not use this hair dryer near a bathtub, shower basin, or other utensils containing water.**

-Otherwise, it may cause electric shock.



**The above symbol means "No use in bathing or showering"**

**In the event of an abnormality or failure, please stop using it immediately and unplug the power supply.**

-Using this product in this situation may cause electric shock, injury or fire.



**< Examples of abnormalities or malfunctions >**

• **Stop often**

• **Redness inside, smoke coming out**

- Please contact the Customer Service Center immediately.



**Clean the power plug regularly to prevent dust accumulation.**

- Otherwise, it may cause insulation failure due to moisture and cause fire. Disconnect the power plug and wipe with a dry cloth.



**When unplugging the power plug, do not pull the power cord, please be careful to pull out by holding the power plug.**

- Otherwise, the power cord may be disconnected burns, electric shocks, or short circuits may cause fire.



**Fully insert the power plug.**

**Please use AC220-240 V voltage**

**Please use the socket alone, do not use the power terminal block.**

- Otherwise, it may cause electric shock or fire.



**When the hair dryer blows hot air, if you see sparks at the air outlet, please stop using it and remove the dust attached to the outlet A and the air outlet.**

- Otherwise, it may cause burns or fire.



**After use, please be sure to set the power switch to the [0] position and pull out the power plug from the socket.**

- Otherwise, it may cause burns or fire.



**This product must be installed and fixed in a place that cannot be touched during bathing or showering and the product must be installed and fixed to ensure that the hand-held part is completely straightened and the bathing and showering still cannot be touched.**

- Otherwise, accidents or injuries may result.



**In order to protect your safety, it is recommended to install a leakage protection device (RCD) with a rated leakage action current not exceeding 30 mA in the electrical circuit of the bathroom power supply and consult the RCD installer.**

- Otherwise, it may cause accidents or injuries.



**Unplug the power head after use in the bathroom because even if the hair dryer is powered off, it is still dangerous to get close to the water.**

- Apricot can cause accidents or injuries.



**If the power cord is damaged, in order to avoid danger, it must be replaced by professionals from the manufacturer, its maintenance department or similar departments.**

- Otherwise, accidents or injuries may occur.



**Properly dispose of the packaging bag and power plug protection of this product to keep it away from babies.**

-Otherwise, it may cause accidents such as suffocation of babies and young children.



**This product is not suitable for use by persons with physical, sensory or mental disabilities, or persons who lack experience and knowledge (including children). A guardian must supervise and guide the use of this product and be responsible for the safety of the user. Wells should take care of children and ensure that they do not play with this product.**

-Otherwise, it may cause accidents or injuries.



**Please use it only for blow-drying and styling. Please don't use it for pets or blow-dry sleepers and clothing.**

-Otherwise, it may cause burns or fire.



**Please keep a distance of more than 10 cm between the air inlet and your hair.**

-Otherwise, it may cause the hair to be sucked into the hair dryer and cause damage.



**Please keep a distance of more than 6cm between the air outlet and the hair.**

-Otherwise, it may cause hair burns.



## **Notice**



**Avoid dropping the hair dryer or subjecting the hair dryer to strong shocks,**

-Otherwise, it may cause electric shock or fire.



**During use, the air outlet and nozzle may become hot, please do not touch it with your hands.**

-Otherwise, it may cause burns.



**Do not use it when the air inlet is damaged.**

-Otherwise, the hair may be caught in the air inlet and cause damage to the hair.



**Do not use on babies.**

-Otherwise, it may cause burns.



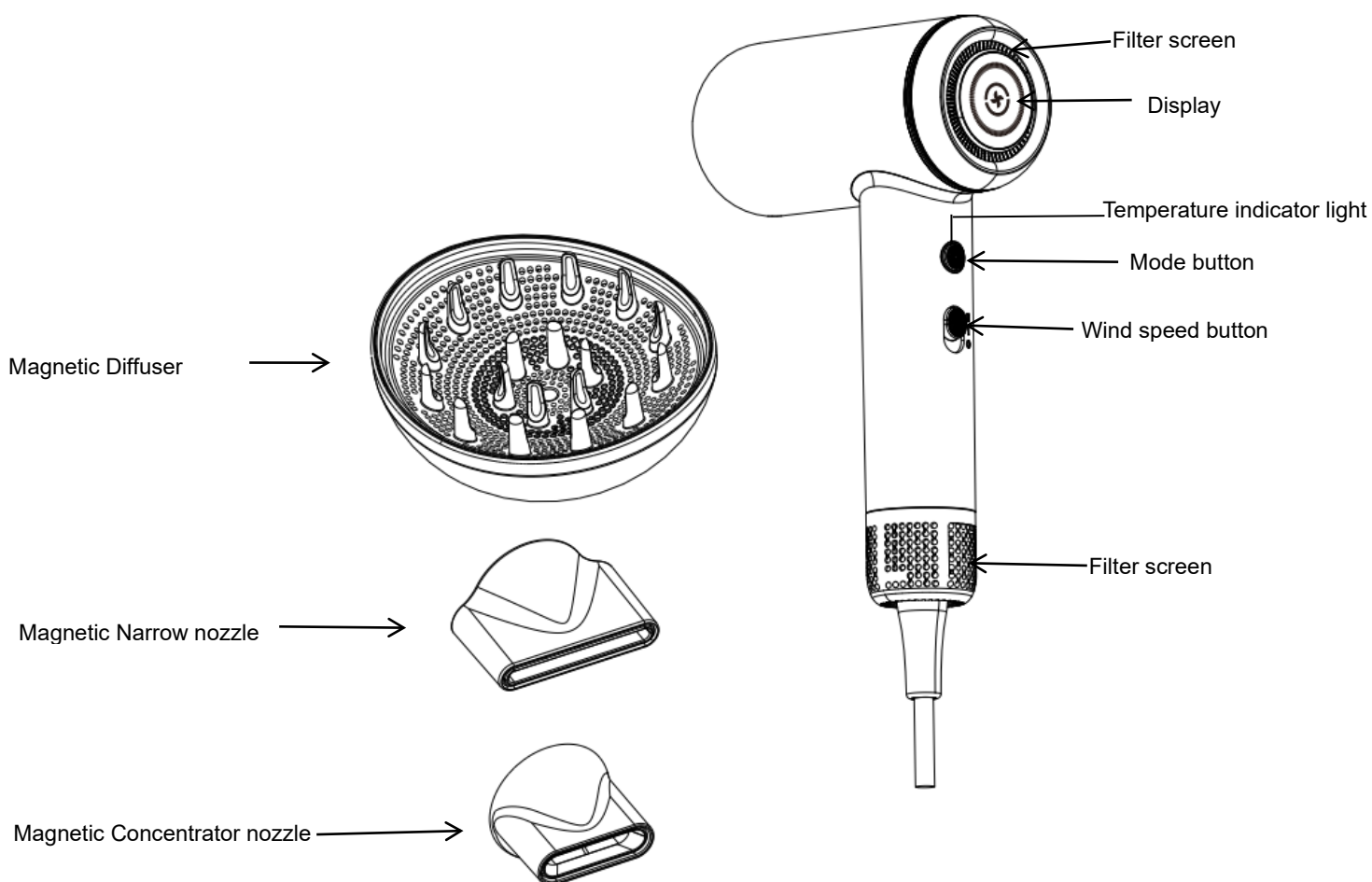
**Do not store the power cord when it is twisted.**

-Otherwise, it may cause the power cord to be disconnected, electric shock or a fire due to a short circuit.

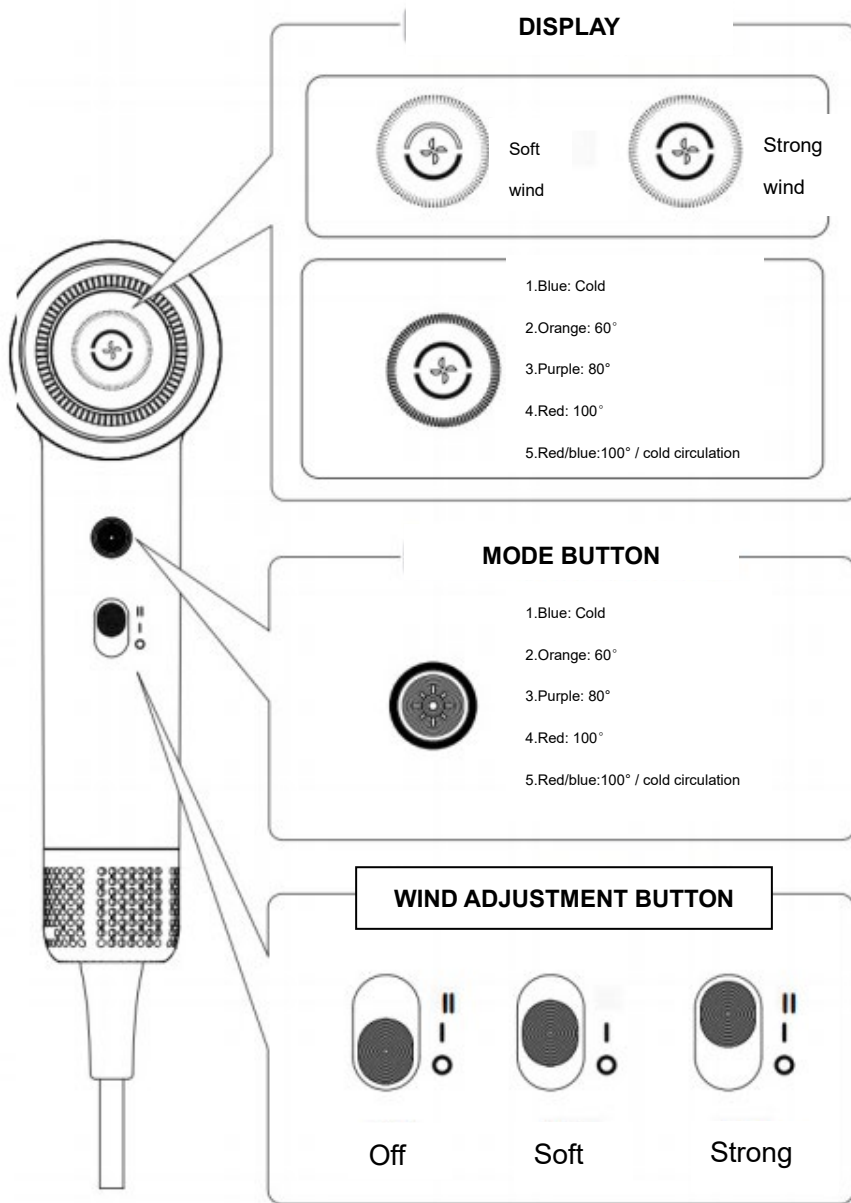
## Product characteristics

1. 3 minutes quick dry your hair: Equipped with more than 110.000 RPM/min brushless high-speed motor, the speed is 5 to 6 times that of ordinary motors which could provide hurricane-force power while blowing hair.
2. Innovative flow channel: The flow channel is designed to conduct the air in high speed, combine with the high-speed brushless motor, the hair dryer wind speed could reach 25m/s.
3. 10 kinds of hair blowing modes for choice: 5 temperature modes × 2 wind speed modes, which could meet the needs of different hair types, protect the scalp and hair.
4. Negative ions can reduce static electricity in hair and make hair smoother.
5. Intelligent thermostatic technology to prevent excessive temperature scald hair.
6. Low Noise for pleasant dry hair experience: The motor and air channel have been optimized to effectively reduce the vibration generated by air flow and keep the noise within acceptable limits of hearing.
7. Equipped with 3 attachments, magnet concentrator, narrow nozzle and diffuser for perfect styling.

## Product description



## DISPLAY AND BUTTON



## How to use

**Before using the product, please read this manual carefully and keep it properly.**

1. Before using, please make sure the voltage shown on the product matches the voltage in your home.
2. There are 3 attachments, choose the proper one and stick it onto air outlet.
3. Insert the plug into the power socket, slide the wind speed button to " I " or " II " position.
4. Press the mode button to choose the temperature you want, there are 5 temperature modes for your choice.
5. Gently push down to "0", you can turn off the hair dryer.
6. After use, please be sure to pull out the power plug and keep it after the body is fully cooled.

This hair dryer comes with an overheating protection device, which can automatically switch to cold air when the temperature of hair dryer is too high. At this time, immediately turn off the power switch and unplug the plug from the power socket, let it cool down for a few minutes before reusing it. Check that there is no thread or hair at the air inlet and outlet, and then turn on the power switch.


## Attachment handling precautions

1. When installing, align the magnetic suction part with the outlet at any point, close then sucked, you can rotate at will to adjust the wind direction.
  2. When removing the attachment, please hold the air nozzle tightly and break it out from the connection. Please keep it properly after unloading.
- ※ Before removing the attachment, blow it with cold air for 1 to 2 minutes, and take it off after the nozzle cools down to avoid burns.

## Cleaning and Maintenance

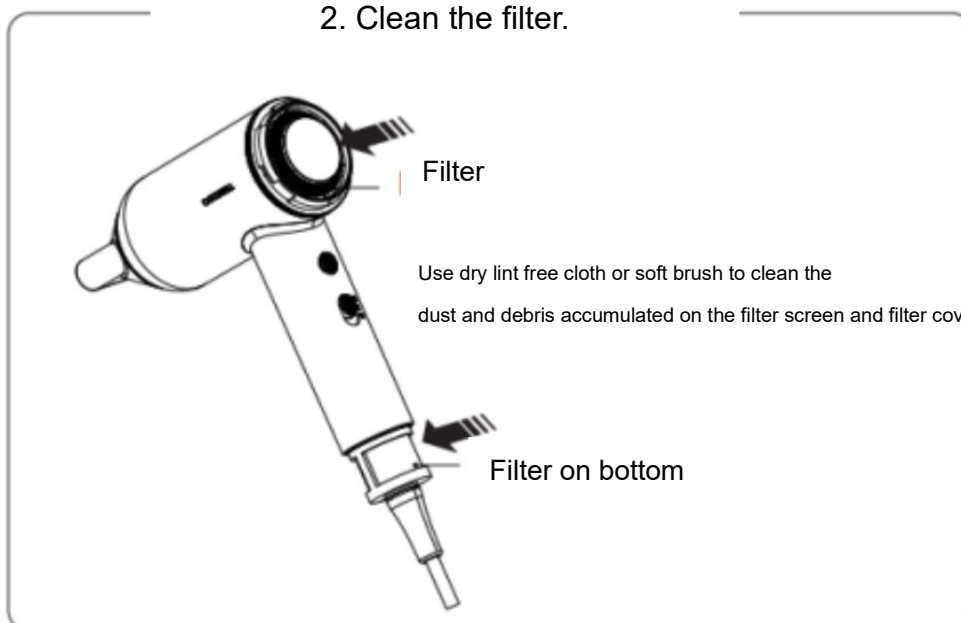
There are 2 filters in this product, it is recommended to clean them every month to extend the service life of the hair dryer.

- ◆ Pls make sure the product is unplugged before cleaning.
- ◆ Do not use paint thinner, benzene, alcohol, etc. to clean this product, so as to avoid failure, breakage and fading of this product.
- ◆ Do not press or rub the air inlet with your nails or sharp objects, otherwise the air inlet may be damaged.





## 2. Clean the filter.



## Troubleshooting

Problem	Reason	Solution
The startup does not work.	The switch fails / Internal parts damaged.	Return after sale.
Power plug Abnormal overheating.	Power cord is damaged.	Please stop use immediately. And return after sale.
There is no air in the operation of the product, or there is no hot air and the internal parts are red.	The internal parts are damaged.	Return after sale.
	The air inlet is shielded by foreign bodies.	Ensure that the air inlet is free of foreign bodies. Use the product after cooling.
There is continuous burning during use.	Internal parts damaged.	Please stop using it immediately. Return after sale.



**IMPORTANT INFORMATION FOR CORRECT DISPOSAL OF THE PRODUCT IN ACCORDANCE WITH EC DIRECTIVE 2014/30/EU.**

At the end of its working life, the product must not be disposed of as urban waste. It must be taken to a special local authority differentiated waste collection center or to a dealer providing this service. Disposing of a household appliance separately avoids possible negative consequences for the environment and health, deriving from inappropriate disposal and enables the constituent materials to be recovered to obtain significant savings in energy and resources. As a reminder of the need to dispose of household appliances separately, the product is marked with a crossed-out wheeled dustbin.